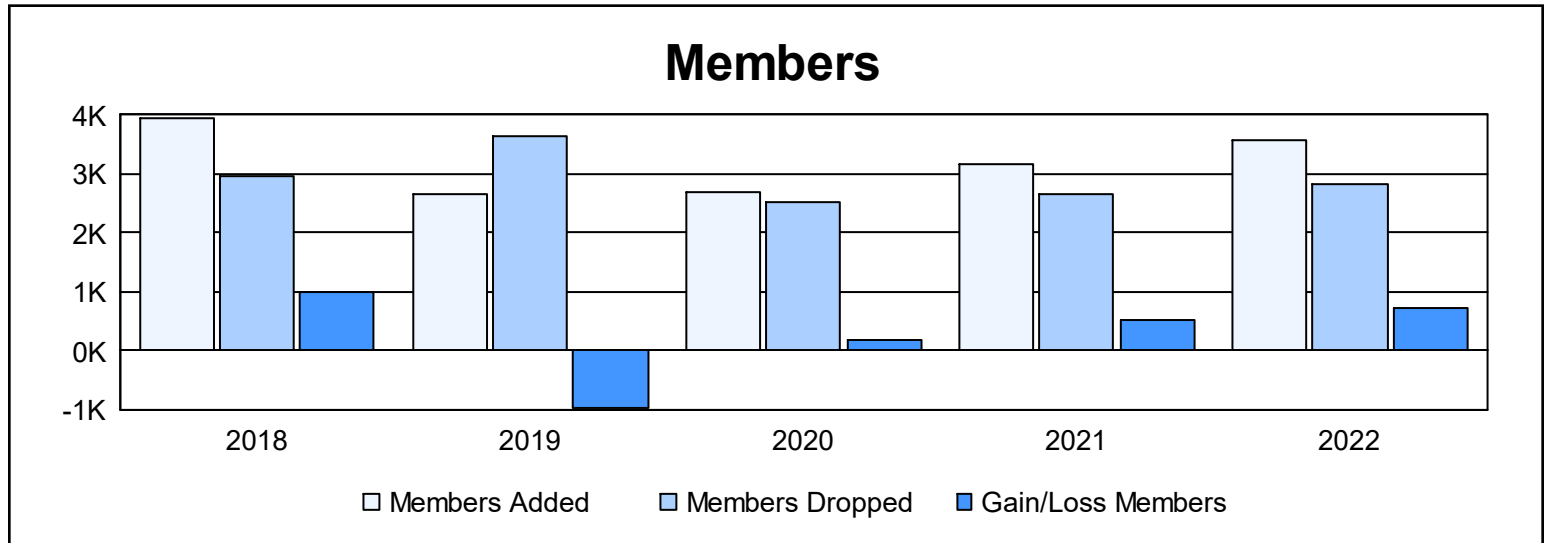
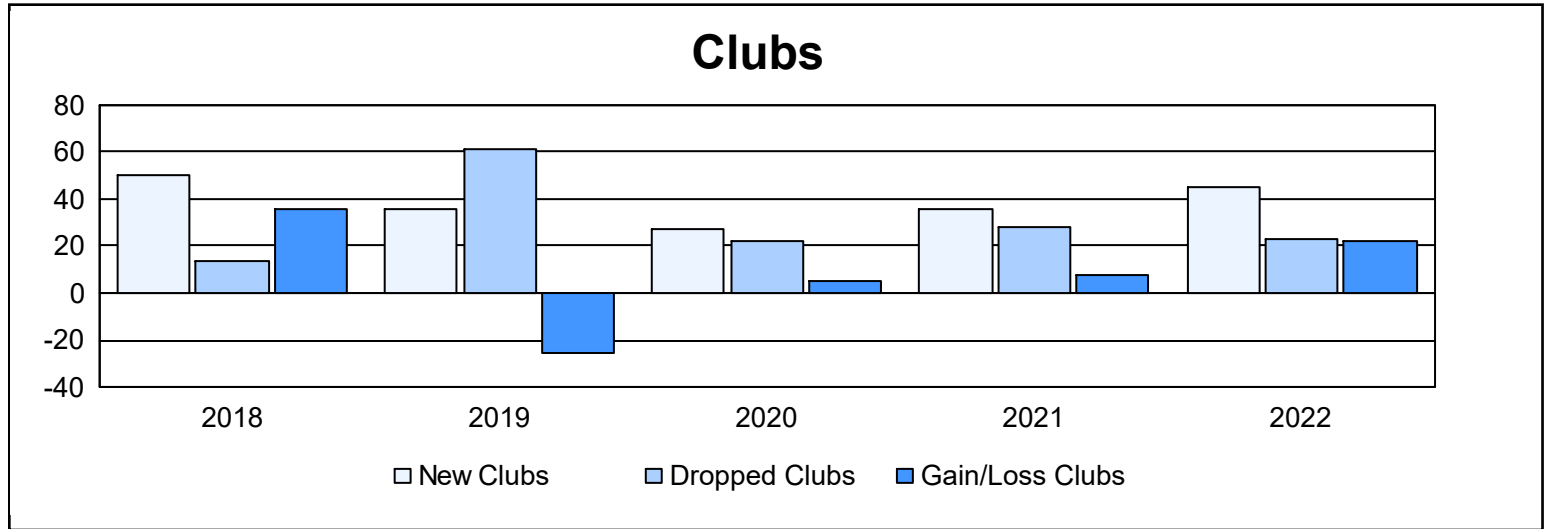
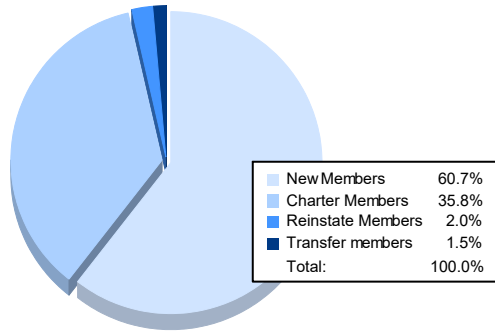


Year	New Clubs	Dropped Clubs	Gain/ Loss Clubs	New Members	Charter Members	Reinstate Members	Transfer Members	Total Member Added	Total Members Dropped	Gain/ Loss Members
2017-2018	50	14	36	2,199	1,518	163	69	3,949	2,966	983
2018-2019	36	61	-25	1,525	1,015	78	39	2,657	3,626	-969
2019-2020	27	22	5	1,683	820	96	85	2,684	2,512	172
2020-2021	36	28	8	1,955	1,037	131	60	3,183	2,659	524
2021-2022	45	23	22	2,163	1,277	72	53	3,565	2,841	724
Average	39	30	9	1,905	1,133	108	61	3,208	2,921	287



Membership Composition June 2022 Cumulative



Gender Composition June 2022 Cumulative

